




1. Dismount screws




2. Remove back plate



3. Remove lid using screwdriver




4. Align pins with contacts




5. Check all pins and placing for screws



6. Secure module by screws



7. Ensure rubberprotection for cable are in place



8. Remount back and secure using the screws