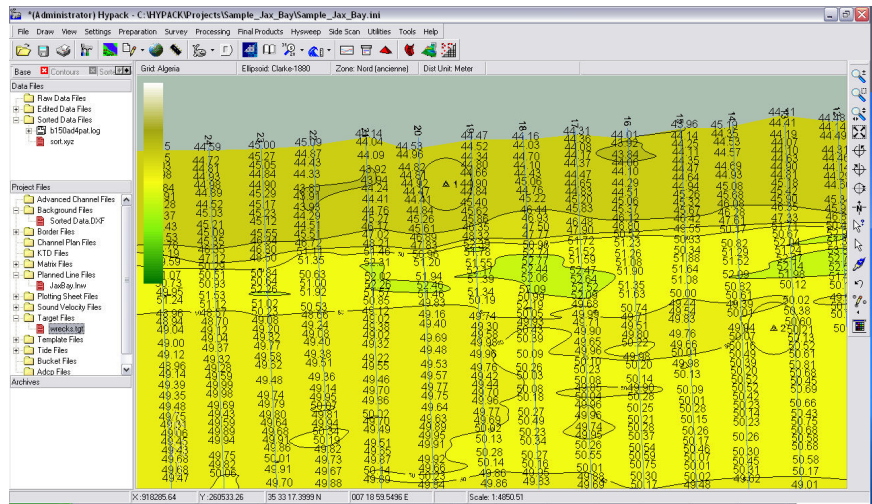


Export to DWG

By John Marinuzzi

HYPACK 2008 will contain an updated version the Export program called Export 2008. The reason the name will be different is because this version will be a beta version. The normal Export program will be in the regular menu structure of the HYPACK shell (**Final Products – Export**), the new program can be found under **Tools – Export 2008 (beta)**. The biggest difference in this version of Export is the ability to export to AutoCAD's DWG (and DXF, of course) format with greatly improved functionality.

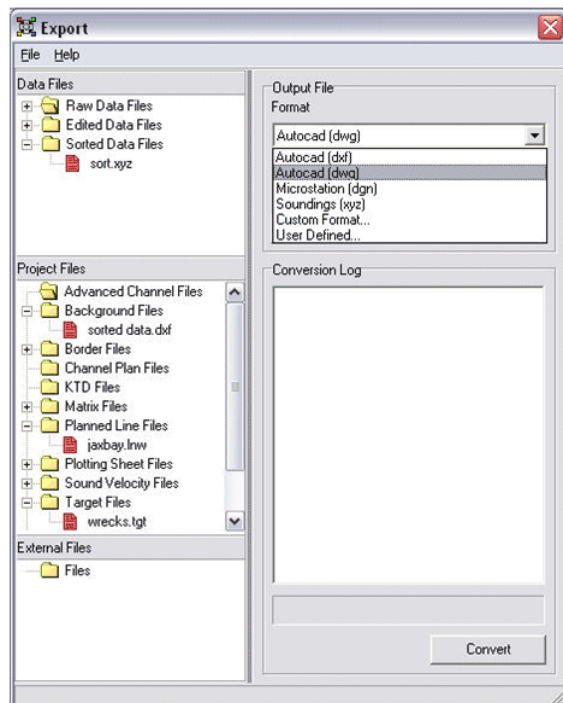
The following is an example of the new functionality using an existing DXF chart, a planned line file, a target file, and a sorted XYZ file.



Screenshot of the HYPACK Shell

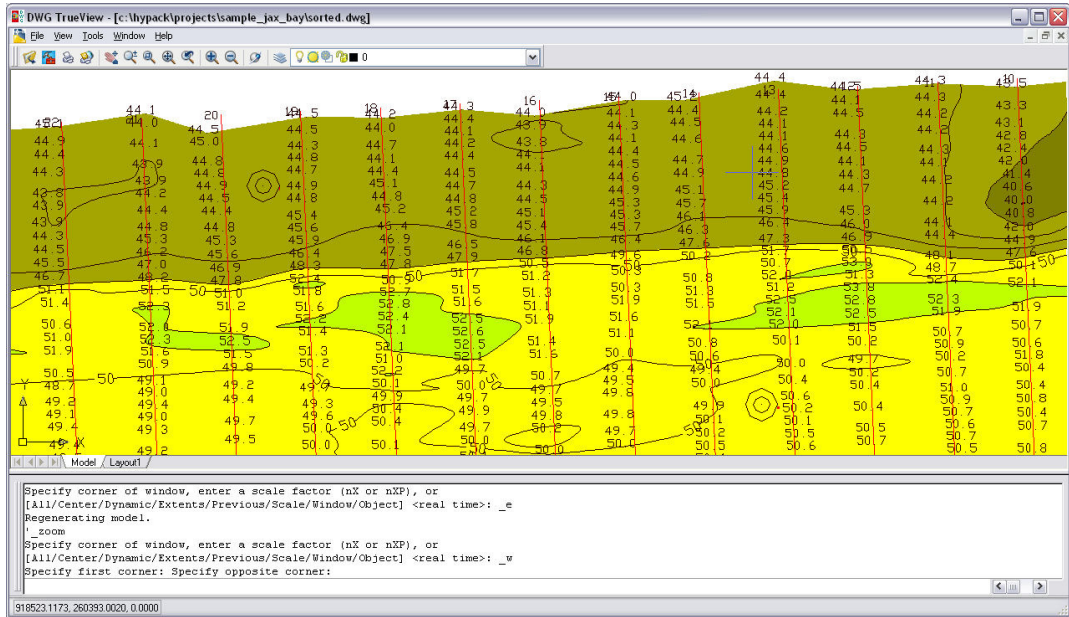
In the Export 2008 program, choose the "Autocad (dwg)" (or "Autocad (dxf)") Format option and click [Convert].

The Export 2008 program uses the exporting capabilities of OpenDesign's DWG Direct library. This gives the software the ability to create charts that can be exported in many different Autocad file versions with better adherence to the DWG and DXF file formats.



Export 2008

**Resulting
DWG file in
AutoDesk's
DWG
TrueView
program.**



The next step for the Export program is to export to DGN v8. We are currently exploring that capability and hope to have it ready for HYPACK® 2009. Other upgrades will include exporting HYPACK® elements with their current scheme colors and exporting to Excel and Database formats.

At the time of writing this article, a new version of Export 2008 (8.0.0.2) was released that can use an improved Z-ordering scheme to prevent background charts from hiding other HYPACK® files. Please check the updates page on our support website (<http://support.hypack.com/support/index.php? m=downloads& a=view>) for the latest version.