



## FEATURES

**Powered for Continuous Operation:** All ratings are within the working limits of the motor as recommended by the motor manufacturer. Pump can be operated continuously without damage to the motor.

**Field Serviceable:** Units have left hand threads and are field serviceable with common tools and readily available repair parts.

**Sand Handling Design:** Our face clearance, floating impeller stack has proven itself for over 50 years as a superior sand handling, durable pump design.

**FDA Compliant Non-Metallic Parts:** Impellers, diffusers and bearing spiders are constructed of glass filled engineered composites. They are corrosion resistant and non-toxic.

**Discharge Head/Check Valve:** Cast 303 stainless steel for strength and durability. Two cast-in safety line loops for installer convenience. The built-in check valve is constructed of stainless steel and FDA compliant BUNA rubber for abrasion resistance and quiet operation.

**Motor Adapter:** Cast 303 stainless steel for rigid, accurate alignment of pump and motor. Easy access to motor mounting nuts using standard open end wrench.

**Stainless Steel Casing:** Polished stainless steel is strong and corrosion resistant.

**Hex Shaft Design:** Six sided shafts for positive impeller drive.

**Engineered Polymer Bearings:** The proprietary, engineered polymer bearing material is strong and resistant to abrasion and wear. The enclosed upper bearing is mounted in a durable Noryl® bearing spider for excellent abrasion resistance.

# 6GSZ, 8GSZ, 11GSZ, 16GSZ

1.35 - 3.5 M<sup>3</sup>/H, .37 - 4 KW, 50 HZ SUBMERSIBLE PUMPS



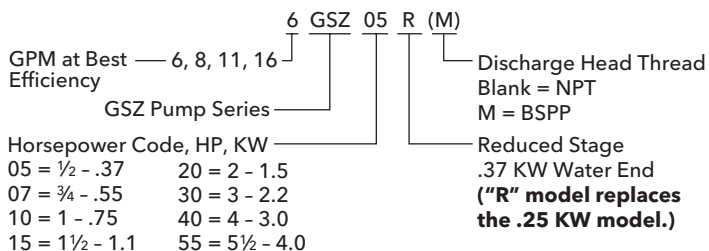
### WATER END DATA

Model	KW Range	Rec. Flow Range m <sup>3</sup> /hr.	Best Eff. m <sup>3</sup> /hr.	1¼" Discharge		Min. Well Dia.	Rotation ②
				Std.	Opt.①		
6GSZ	.37 - 1.5	.30 - 2.0	1.35	NPT	BSPP	4"	CCW
8GSZ	.37 - 1.1	.50 - 2.7	1.8	NPT	BSPP	4"	CCW
11GSZ	.37 - 2.2	.75 - 4.0	2.5	NPT	BSPP	4"	CCW
16GSZ	.55 - 4.0	1.0 - 5.8	3.5	NPT	BSPP	4"	CCW

① To order with a 2" BSPP thread add a "M" suffix to order no.

② Rotation is counterclockwise when observed from pump discharge end.

### NOMENCLATURE



### WATER END DATA

Series	Product No.	Stages	W.E. Length		W.E. Weight		Req. Min.	
			MM	In.	Kg	Lbs.	Kw	HP
6	6GSZ05R (M)	6	264	10.4	2.6	6	0.37	0.5
	6GSZ05 (M)	9	320	12.6	3.1	7	0.37	0.5
	6GSZ07 (M)	13	392	15.4	3.7	8	0.55	0.75
	6GSZ10 (M)	17	465	18.3	4.4	10	0.75	1
	6GSZ15 (M)	24	592	23.3	5.6	12	1.1	1.5
	6GSZ20 (M)	31	749	29.5	6.8	15	1.5	2
8	8GSZ05R (M)	5	244	9.6	2.4	5	0.37	0.5
	8GSZ05 (M)	7	279	11.0	2.7	6	0.37	0.5
	8GSZ07 (M)	10	332	13.1	3.3	7	0.55	0.75
	8GSZ10 (M)	14	402	15.8	4.0	9	0.75	1
	8GSZ15 (M)	20	507	20.0	5.1	11	1.1	1.5
11	11GSZ05 (M)	5	244	9.6	2.4	5	0.37	0.5
	11GSZ07 (M)	8	297	11.7	3.0	7	0.55	0.75
	11GSZ10 (M)	11	349	13.7	3.5	8	0.75	1
	11GSZ15 (M)	16	437	17.2	4.3	9	1.1	1.5
	11GSZ20 (M)	21	554	21.8	5.4	12	1.5	2
	11GSZ30 (M)	32	717	28.2	7.1	16	2.2	3
16	16GSZ07 (M)	7	308	12.1	2.9	6	0.55	0.75
	16GSZ10 (M)	9	351	13.8	3.2	7	0.75	1
	16GSZ15 (M)	14	460	18.1	4.2	9	1.1	1.5
	16GSZ20 (M)	19	568	22.4	5.0	11	1.5	2
	16GSZ30 (M)	27	771	30.4	6.8	15	2.2	3
	16GSZ40 (M)	35	944	37.2	8.3	18	3	4
	16GSZ55 (M)	48	1226	48.3	10.7	24	4	5.5

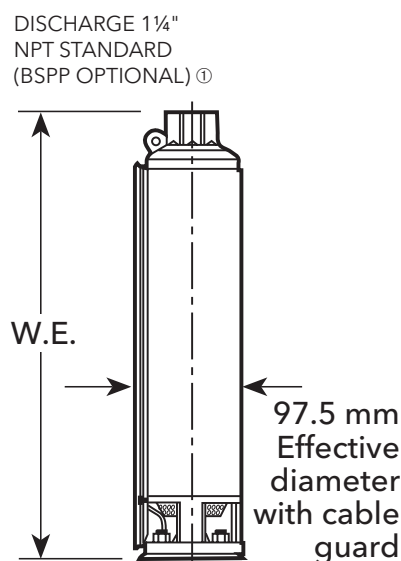
Consult your motor supplier for current motor data.

### MATERIALS OF CONSTRUCTION

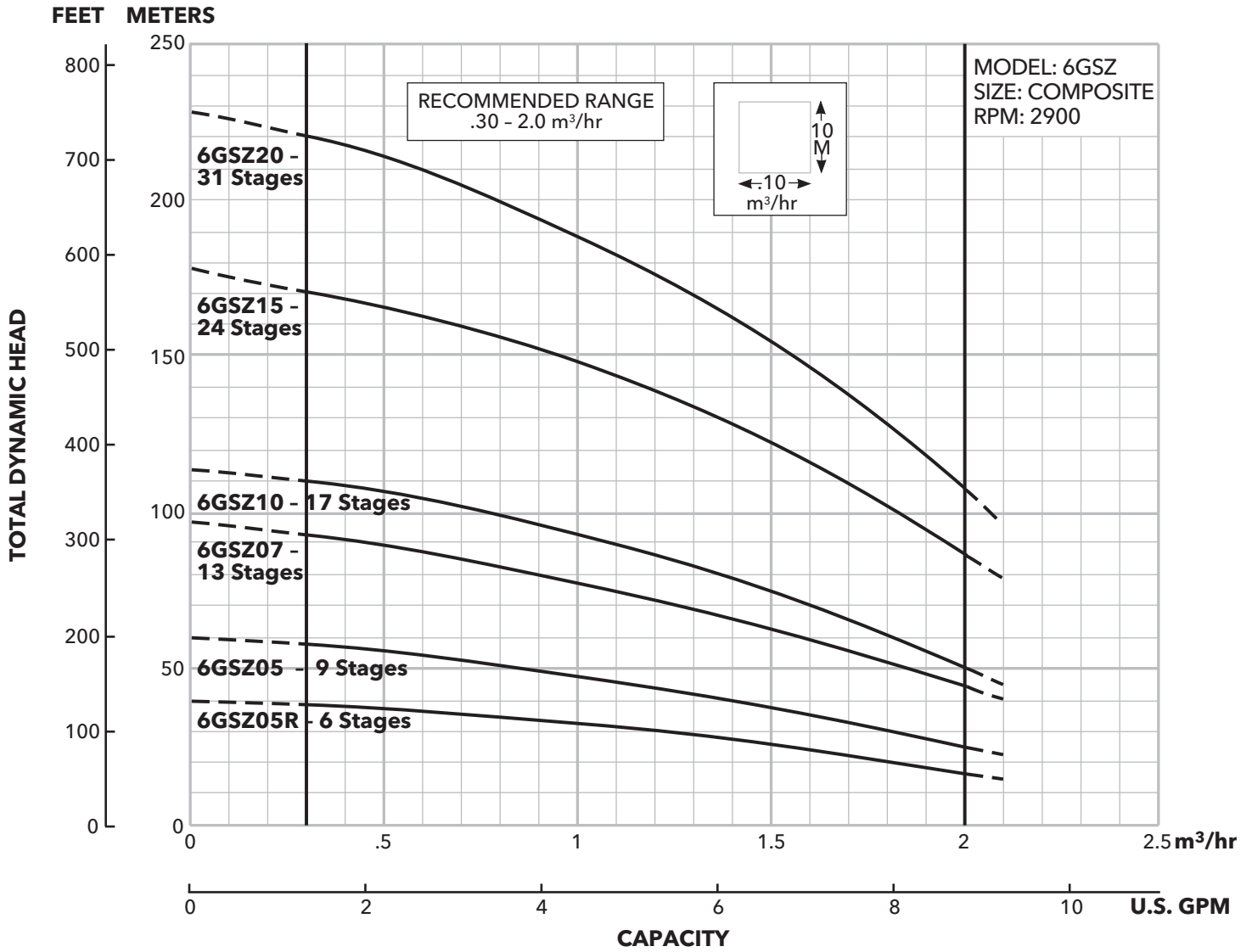
Part Name	Material
Discharge Head	AISI 303 SS
Check Valve Poppet	AISI 304 SS
Check Valve Seal	BUNA, FDA compliant
Check Valve Seat	AISI 304 SS
Check Valve Retaining Ring	AISI 302 SS
Bearing Spider - Upper	Noryl® GFN2
Bearing	Proprietary Engineered Polymer
Klipring	AISI 301 SS
Diffuser	Lexan®
Impeller	Noryl®
Bowl	AISI 304 SS
Intermediate Sleeve ①	AISI 304 SS, Powder Metal
Intermediate Shaft Coupling ②	AISI 304 SS, Powder Metal
Intermediate Bearing Spider ①	Glass Filled Engineered Composite
Intermediate Bearing Spider ②	AISI 303 SS
Shim	AISI 304 SS
Spacer	AISI 304 SS, Powder Metal
Screws - Cable Guard	AISI 304 SS
Motor Adapter	AISI 303 SS
Casing	AISI 304 SS
Shaft	
Coupling	AISI 304 SS, Powder Metal
Cable Guard	AISI 304 SS

① Used on pumps with 27 to 32 stages.

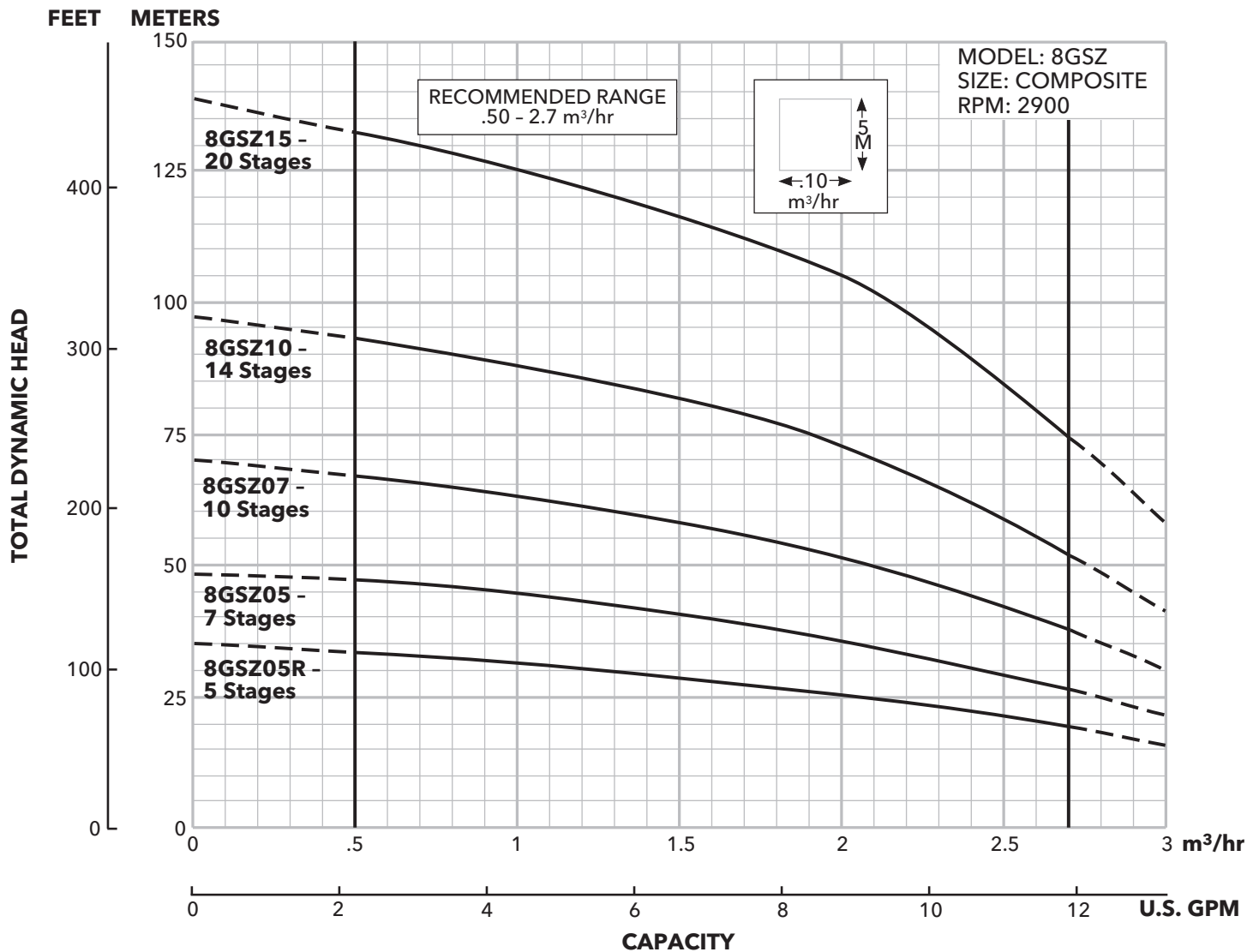
② Used on pumps with more than 33 stages.



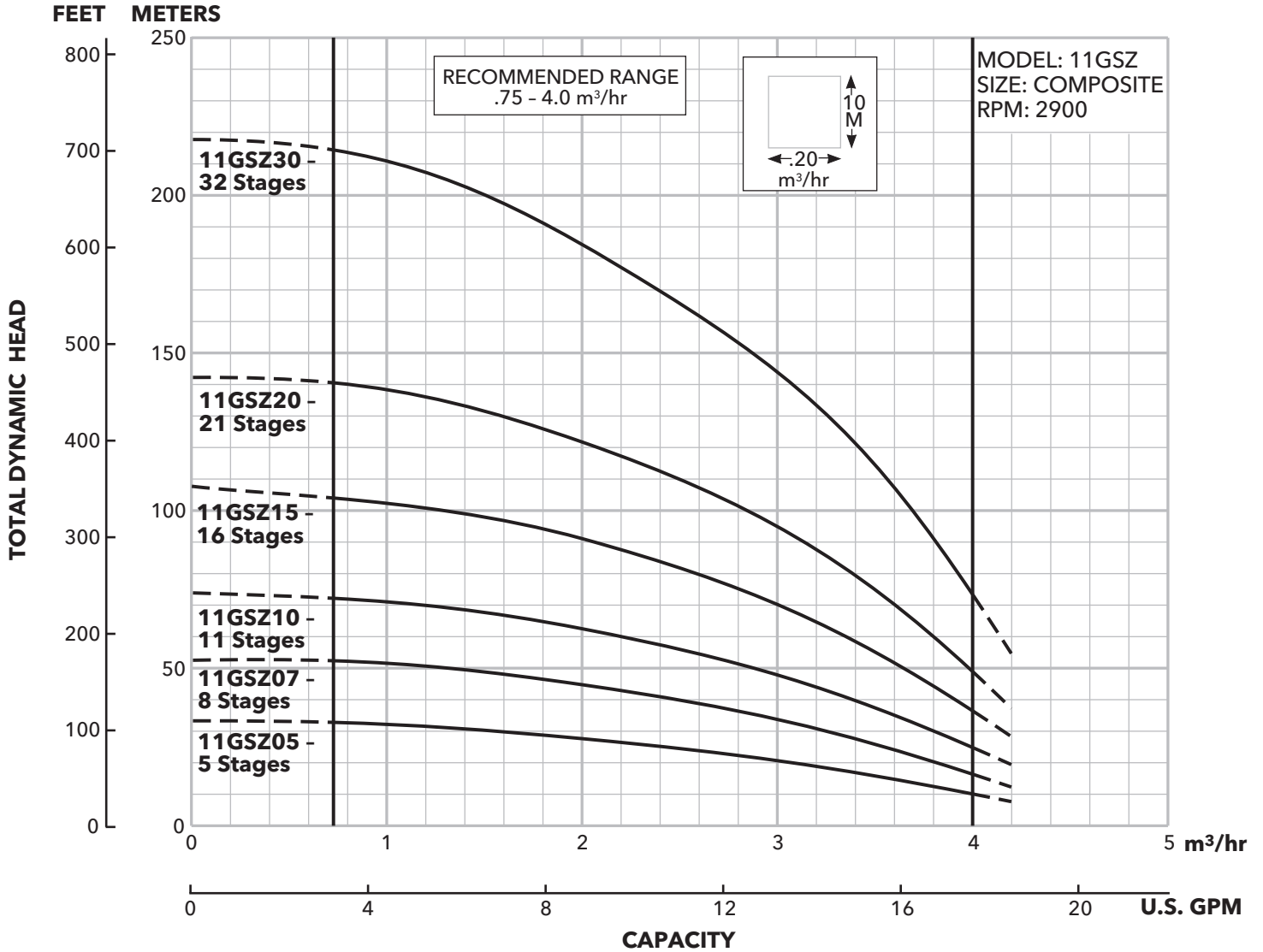
### MODEL 6GSZ



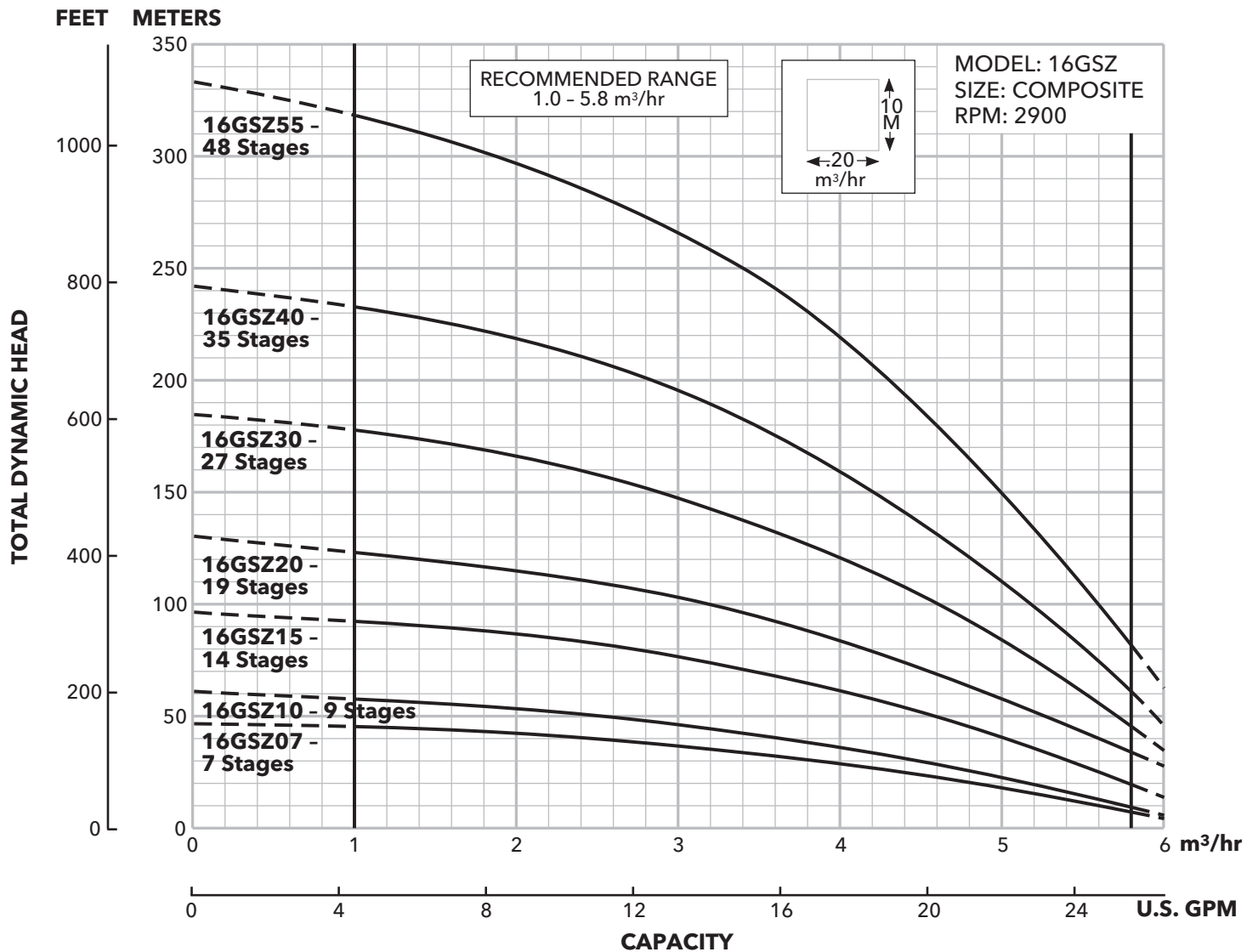
### MODEL 8GSZ



### MODEL 11GSZ



### MODEL 16GSZ



### **NOTES**

# Xylem |'zīləm|

- 1) The tissue in plants that brings water upward from the roots;
- 2) a leading global water technology company.

We're a global team unified in a common purpose: creating innovative solutions to meet our world's water needs. Developing new technologies that will improve the way water is used, conserved, and re-used in the future is central to our work. We move, treat, analyze, and return water to the environment, and we help people use water efficiently, in their homes, buildings, factories and farms. In more than 150 countries, we have strong, long-standing relationships with customers who know us for our powerful combination of leading product brands and applications expertise, backed by a legacy of innovation.

**For more information on how Xylem can help you, go to [www.xyleminc.com](http://www.xyleminc.com)**



Xylem Inc.  
2881 East Bayard Street Ext., Suite A  
Seneca Falls, NY 13148  
Phone: (866) 325-4210  
Fax: (888) 322-5877  
[www.gouldswatertechnology.com](http://www.gouldswatertechnology.com)

Goulds is a registered trademark of Goulds Pumps, Inc. and is used under license.  
Noryl and Lexan are trademarks of GE Plastic.  
© 2016 Xylem Inc. B6-16GSZ R2 October 2016