



# WE Series

## Model 3885Z 50 Hz

SUBMERSIBLE EFFLUENT PUMPS



### FEATURES

**Impeller:** Cast iron, semi-open, non-clog with pump-out vanes for mechanical seal protection. Balanced for smooth operation. Silicon bronze impeller available as an option.

**Casing:** Cast iron volute type for maximum efficiency. 2" NPT discharge.

**Mechanical Seal:** Silicon Carbide vs. Silicon Carbide sealing faces. Stainless steel metal parts, BUNA-N elastomers.

**Shaft:** Corrosion-resistant, stainless steel. Threaded design. Locknut on three phase models to guard against component damage on accidental reverse rotation.

**Fasteners:** 300 series stainless steel.

Capable of running dry without damage to components.

Designed for continuous operation when fully submerged.

### APPLICATIONS

Specifically designed for the following uses:

- Homes
- Farms
- Trailer courts
- Motels
- Schools
- Hospitals
- Industry
- Effluent systems

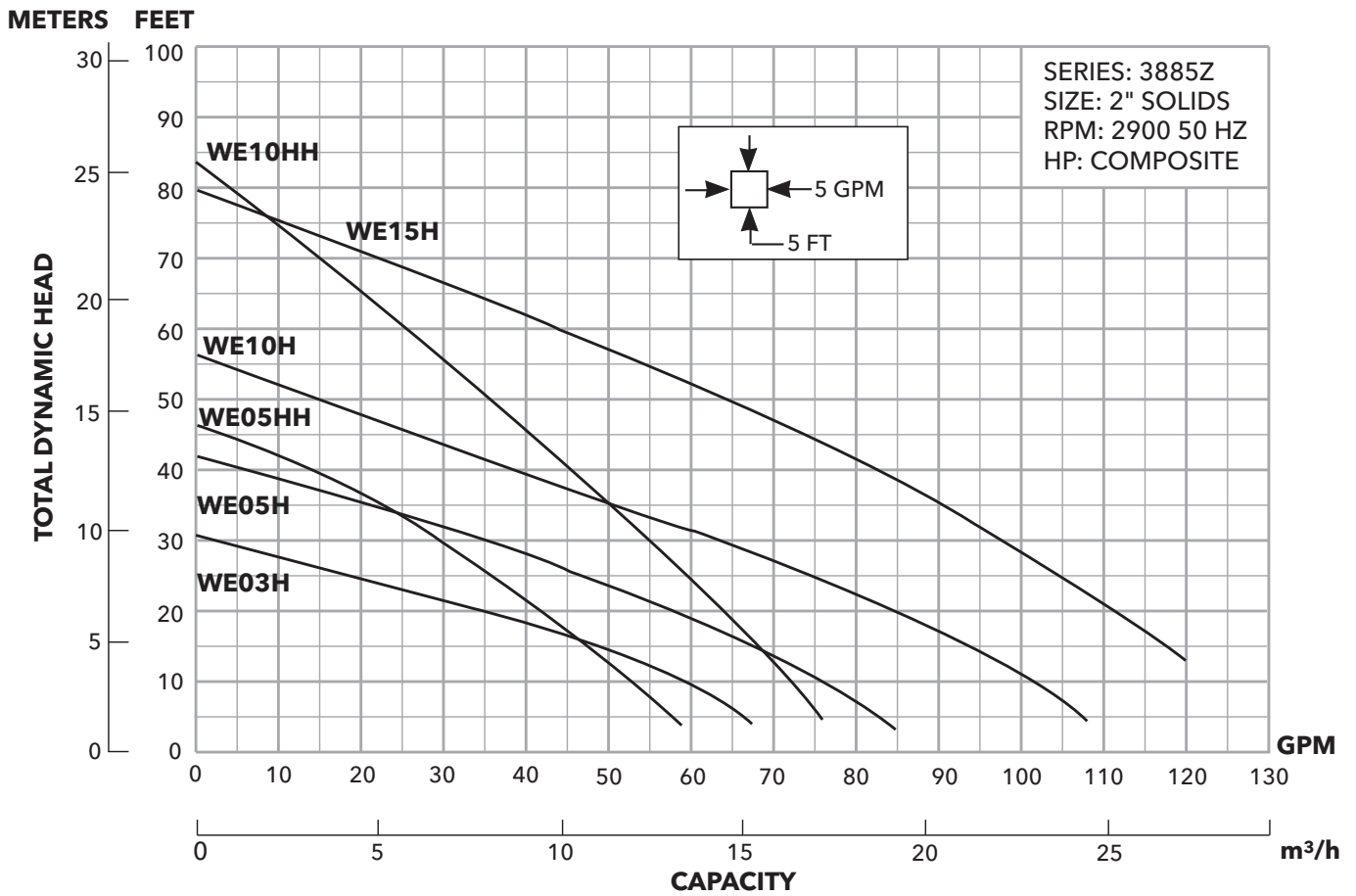
### SPECIFICATIONS

#### Pump:

- Solids handling capabilities:  $\frac{3}{4}$ " maximum
- Discharge size: 2" NPT (STD.)
- 2" BSPP (optional)
- Capacities: up to 120 GPM
- Total heads: up to 84 feet TDH
- Temperature:
  - 104°F (40°C) continuous
  - 140°F (60°C) intermittent.
- See order numbers on reverse side for specific HP, voltage, phase and RPM's available.

### MOTORS

- Fully submerged in high-grade turbine oil for lubrication and efficient heat transfer.
- Class B insulation
  - Single phase (50 Hz):
    - Built-in overload with automatic reset.
    - All single phase models feature capacitor start motors for maximum starting torque.
    - $\frac{1}{3}$  and  $\frac{1}{2}$  HP - 16/3 SJTOW with bare leads.
    - 1-1 $\frac{1}{2}$  HP - 14/3 STOW with bare leads.
  - Three phase (50 Hz):
    - Overload protection must be provided in starter unit.
    - $\frac{1}{3}$ -1 $\frac{1}{2}$  HP - 14/4 STOW with bare leads.
- Designed for Continuous Operation: Pump ratings are within the motor manufacturer's recommended working limits, can be operated continuously without damage.
- Bearings: Upper and lower heavy duty ball bearing construction.
- Power Cable: Severe duty rated, oil and water resistant. Epoxy seal on motor end provides secondary moisture barrier in case of outer jacket damage and to prevent oil wicking. 20 foot standard with optional lengths available.
- O-ring: Assures positive sealing against contaminants and oil leakage.



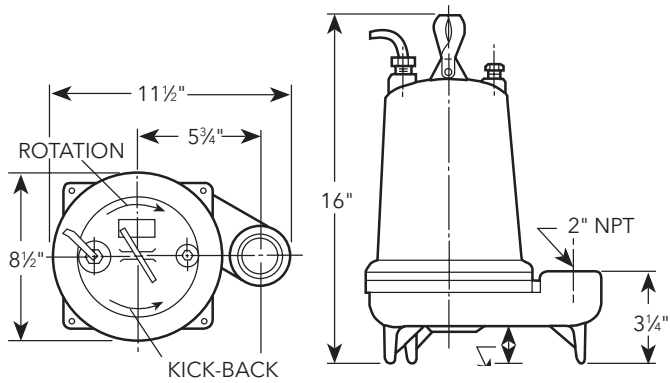
### MODELS

| Order Number | HP    | Volts | Phase | RPM  | Impeller Diameter | Maximum Amps | Weight (lbs.) |
|--------------|-------|-------|-------|------|-------------------|--------------|---------------|
| WE0329H      | 1/3   | 220   | 1     | 2900 | 3 1/16"           | 6.4          | 60            |
| WE0346H      |       | 380   | 3     |      |                   | 1.7          |               |
| WE0529H      | 1/2   | 220   | 1     |      | 4 1/16"           | 7.5          | 70            |
| WE0546H      |       | 380   | 3     |      |                   | 2.1          |               |
| WE1029H      | 1     | 220   | 1     |      | 4 1/16"           | 10.6         | 80            |
| WE1046H      |       | 380   | 3     |      |                   | 2.8          |               |
| WE1029HH     | 1     | 220   | 1     |      | 5 1/2"            | 11.1         |               |
| WE1046HH     |       | 380   | 3     |      |                   | 2.6          |               |
| WE1529H      | 1 1/2 | 220   | 1     |      | 5 1/8"            | 11.6         | 83            |
| WE1546H      |       | 380   | 3     |      |                   | 3.8          |               |

Complete System Components available in the accessory section of this catalog.

## DIMENSIONS

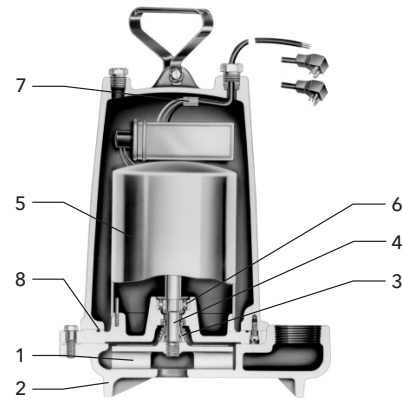
(All dimensions are in inches. Do not use for construction purposes.)



## COMPONENTS FOR REFERENCE ONLY

| Item No. | Description  |
|----------|--|
| 1        | Impeller   |
| 2        | Casing   |
| 3        | Silicon carbide vs. silicon carbide<br>Mechanical seal |
| 4        | Shaft  |
| 5        | Motor  |
| 6        | Ball bearings  |
| 7        | Power cable  |
| 8        | O-ring   |

**NOTE:** Repair parts may be ordered from repair parts list.



**xylem**  
Let's Solve Water

Xylem Inc.  
2881 East Bayard Street Ext., Suite A  
Seneca Falls, NY 13148  
Phone: (866) 325-4210  
Fax: (888) 322-5877  
[www.xylem.com/goulds](http://www.xylem.com/goulds)

Goulds is a registered trademark of Goulds Pumps, Inc. and is used under license.  
© 2019 Xylem Inc. B3885Z R3 September 2019