



Stainless Steel Pumps

DISCOVER OUR COMPLETE RANGE OF CORROSION-RESISTANT PUMPS
FOR EXTREME ENVIRONMENTS

Join Forces Against Corrosion

Corrosion attacks? Aggressive applications? Extreme environments demand extraordinary performance from pumps in their fight against corrosion. Each pump in Xylem's extensive line of corrosion-resistant pumps stands ready for the task at hand, delivering high performance you can count on – day in and day out, year after year. So when only stainless steel will do, join forces with Xylem to solve your unique industrial-strength pump needs.



Drainage pumps
[Page 4]



Solids handling pumps
[Page 5-6]



Wastewater pumps
[Page 6]



Automatic self-priming
pumps [Page 7]

The crater lake of the Ijen volcano in Java, Indonesia, recognized as one of the most acidic natural environments in the world. The site is also known for its onerous sulfur mining operations.
© Getty Images

Pumps that stand the test of time

Besides choosing the right pump for the job, you've got to match the right materials and alloy content to the right service application. Factors like chloride content, pH value, temperature, oxygen content and abrasives will all affect your selection of materials and protective coatings. Remember, the materials you select will affect pump reliability.

Pumping corrosive liquids is among the toughest water transport challenges and call for something extra in terms of reliability and cost-efficiency over time.

A good investment never wears out

If you think initial cost should be considered first when selecting materials, think again.

The costs of operation, replacement and repair determine the pump's total cost of ownership. When your equipment fails unexpectedly, your costs go up. So if you want superior strength, corrosion resistance, and long service life, you simply can't afford second best.

Built to take a beating

Acidic conditions are one factor that causes corrosion. Tough enough to tackle highly acidic and abrasive media, Xylem's stainless steel pumps can withstand wide variances in pH levels, from pH values of 2-14.

Our stainless steel pumps offer superior strength, corrosion resistance, and long service life in your applications.

Nobody does it better

Xylem offers one of the world's broadest ranges of pumps for dewatering and liquids transfer for a variety of applications and processes. From mining and construction to municipal and industrial applications, people around the world use our pumps to solve their water challenges.

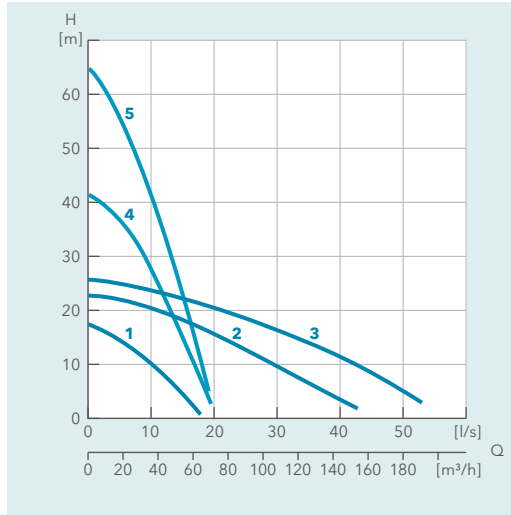
- process industries
- construction and tunneling
- mining and quarrying
- landfills
- pulp and paper
- food and beverage
- municipal

Flygt B 2700

Corrosion-resistant drainage pump for tough applications and unpredictable pH-variance.



Performance*



- 1. B 2720 MT
- 2. B 2740 MT
- 3. B 2750 MT
- 4. B 2740 HT
- 5. B 2750 HT

Hydraulic options:
 B = Semi-open impeller
 HT= High head
 MT= Medium head

Specifications

	B 2720	B 2740	B 2750
Rating, kW	2.0	6.3	8.0
Voltage, V/phase	400, 3~	400, 3~	400, 3~
Rated current, A	4.4	12	15
Weight, kg	44	75	90
Max. height, mm	600	725	780
Max. width, mm	235	280	280
Discharge Ø, in	3"	3"/4"	3"/4"
Strainer hole, mm	25×7	25×7	25×7
pH of pumped liquid	2-10	2-10	2-10
Warm liquid, 70°C	-	-	-

Materials

Impeller	Stainless steel AISI 316
Wear parts	Nitrile rubber (NBR)
Stator housing	Stainless steel AISI 316
Strainer	Stainless steel AISI 316
Shaft	Stainless steel AISI 329
O-rings	Fluorinated rubber (FPM)

Mechanical face seals

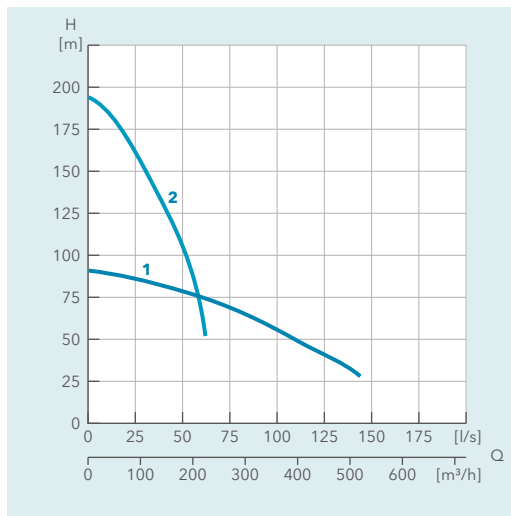
Inner	Carbon/silicon carbide (Csb/RSiC)
Outer	Silicon carbide/silicon carbide (RSiC/RSiC)
O-rings	FPM

Flygt B 2400

Corrosion-resistant high-performance drainage pump for tough applications and unpredictable pH-variance.



Performance



- 1. B 251 MT (2400.390 MT)
- 2. B 263 HT (2400.390 HT)

B = Semi-open/closed impeller
 HT= High head, closed
 MT= Medium head, semi-open

Specifications

	B 2400.390 MT	B 2400.390 HT
Rating, kW	85	85
Voltage, V/phase	400, 3~	400, 3~
Rated current, A	148	148
Weight, kg	925	1,015
Max. height, mm	1,147	1,147
Max. width, mm	740	700
Discharge Ø, in	6"	4"
Strainer hole, mm	10×10	10×10
pH of pumped liquid	2-10	2-10
Warm liquid, 70°C	-	-

Materials

Impeller	Stainless steel AISI 329
Wear parts	NBR/Stainless steel AISI 329
Stator housing	Stainless steel AISI 329
Strainer	Stainless steel AISI 316
Shaft	Stainless steel AISI 329
O-rings	FPM

Mechanical face seals

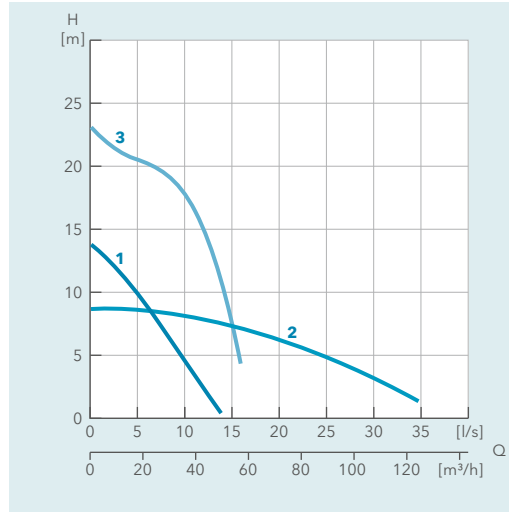
Inner	Tungsten Carbide/Tungsten Carbide (WCCR/WCCR)
Outer	RSiC/RSiC or WCCR/WCCR
O-rings	FPM

Flygt D 2700

Corrosion-resistant solids handling pump for tough applications and unpredictable pH-variance.



Performance



1. D 2720 MT
2. D 2730 MT
3. D 2740 HT

D = Solids handling impeller
HT= High head
MT= Medium head

Specifications

	D 2720	D 2730	D 2740
Rating, kW	2.0	4.1	6.3
Voltage, V/phase	400, 3~	400, 3~	400, 3~
Rated current, A	4.4	8.8	12
Weight, kg	48	83	85
Max. height, mm	715	845	845
Max. width, mm	420	440	440
Discharge Ø, in	3"	3"/4"	3"/4"
Throughlet, mm	50	75/80	46
pH of pumped liquid	2-10	2-10	2-10
Warm liquid, 70°C	-	-	-

Materials

Impeller	Stainless steel AISI 316
Wear parts	NBR/Stainless steel ASTM 316
Stator housing	Stainless steel AISI 316
Stationary wear ring	Stainless steel AISI 316
Shaft	Stainless steel AISI 329
O-rings	FPM

Mechanical face seals

Inner	Csb/RSiC
Outer	RSiC/RSiC
O-rings	FPM

Flygt D 3000

Submersible solids handling pump for use in highly corrosive industrial wastewater. For portable and stationary use.

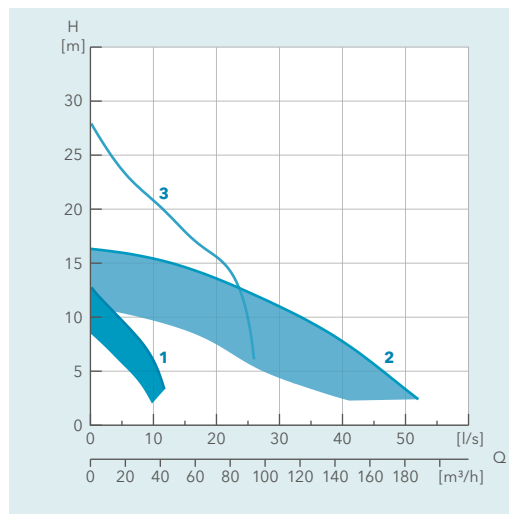


Installation options;



Semi-permanent or permanent, wet or dry well installation. See product documentation for details.

Performance



1. D 3060.390 LT
2. D 3126.290 MT
3. D 3126.290 HT

D = Solids handling impeller
LT = Low head
HT = High head
MT = Medium head

Specifications

	D 3060	D 3126
Rating, kW	2.4	5.3-8
Voltage, V/phase	400, 3~	400, 3~
Rated current, A	4.9	16
Weight, kg	40-43	157-215
Max. height, mm	620	825
Max. width, mm	298	515
Discharge Ø, in	3-4"	3-4"
Strainer hole, mm	15x15	-
pH of pumped liquid	3-13	2-14
Warm liquid, 70°C	Yes	-

Materials

Impeller	Stainless steel AISI 329
Volute	Stainless steel AISI 329
Stator housing	Stainless steel AISI 329
Cooling jacket	Stainless steel AISI 329/AISI 316
Shaft	Stainless steel AISI 329
O-rings	FPM

Mechanical face seals

Inner	WCCR/WCCR
Outer	RSiC/RSiC or Al ₂ O ₃ /Al ₂ O ₃
O-rings	FPM

Flygt D 8000

Submersible solids handling pump for use in highly corrosive industrial wastewater. For portable and stationary use.

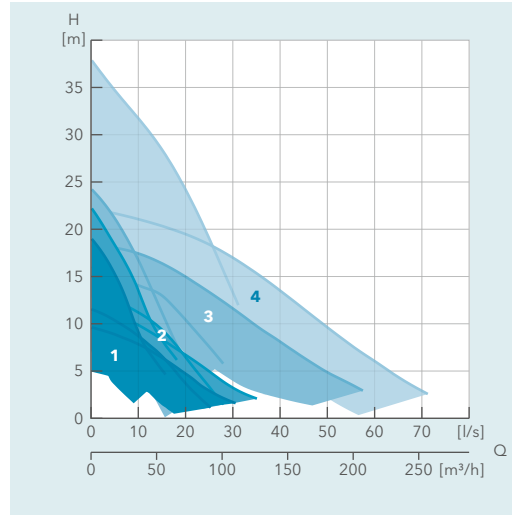


Installation options;



Semi-permanent or permanent, wet or dry well installation. See product documentation for details.

Performance



1. D 8050 HT/LT/MT
2. D 8053 HT/LT/MT
3. D 8056 HT/LT/MT
4. D 8058 HT/LT

D = Solids handling impeller
 LT = Low head
 HT = High head
 MT = Medium head

Specifications

	D 8050	D 8053	D 8056	D 8058
Rating, kW	1.5-2.6	3.5-4	5-7.5	9-13
Voltage, V/phase	400, 3~	400, 3~	400, 3~	400, 3~
Rated current, A	5.8	8.6	16	25
Weight, kg	50-95	50-95	130-150	130-150
Max. height, mm	554	560	649	719
Max. width, mm	399	399	422	422
Discharge Ø, in	2-4"	2-4"	2½-4"	2½-4"
Strainer hole, mm	-	-	-	-
pH of pumped liq.	2-14	2-14	2-14	2-14
Warm liquid, 70°C	-	-	-	-

Materials

Impeller	Stainless steel AISI 316
Volute	Stainless steel AISI 316
Stator housing	Stainless steel AISI 316
Shaft	Stainless steel AISI 316
O-rings	FPM

Mechanical face seals

Inner	Csb/Al ₂ O ₃
Outer	RSiC/RSiC
O-rings	FPM

Flygt 3000

Submersible pump for use in highly corrosive industrial wastewater. For portable or stationary use.

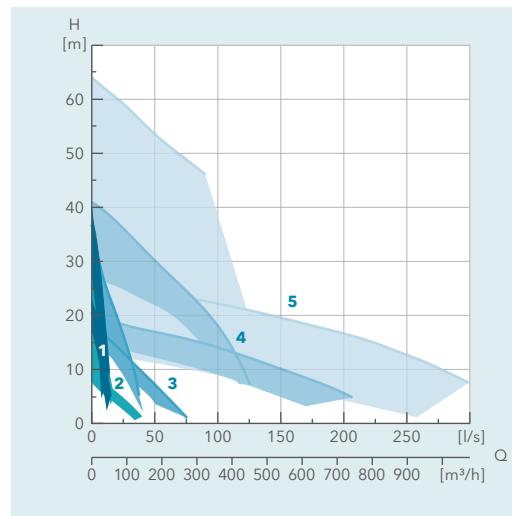


Installation options;



Semi-permanent or permanent, wet or dry well installation. See product documentation for details.

Performance



1. C 3060.390 HT/MT
2. N 3069.390 HT/MT
3. C 3126.290 HT/MT
4. C 3201.280 HT/MT
5. C 3300.280 HT/MT

C = Channel impeller
 HT = High head
 MT = Medium head

Specifications

	C 3060	N 3069	C 3126	C 3201	C 3300
Rating, kW	2.4	1.5-2	5.3-8	22-30	40-54
Voltage, V/phase	400, 3~	400, 3~	400, 3~	400, 3~	400, 3~
Rated current, A	4.9	4.4	16	56	100
Weight, kg	40-43	45	157-215	515-675	935-1700
Max. height, mm	620	485	825	1285	1650
Max. width, mm	298	377	515	870	820
Discharge Ø, in	2", 3"	2", 2.5", 3"	3-6"	6-10"	6-10"
Strainer hole, mm	5/15x15	-	-	-	-
pH of pumped liq.	3-13	2-14	2-14	2-14	2-14
Warm liq., 70°C	Yes	Yes	-	-	-

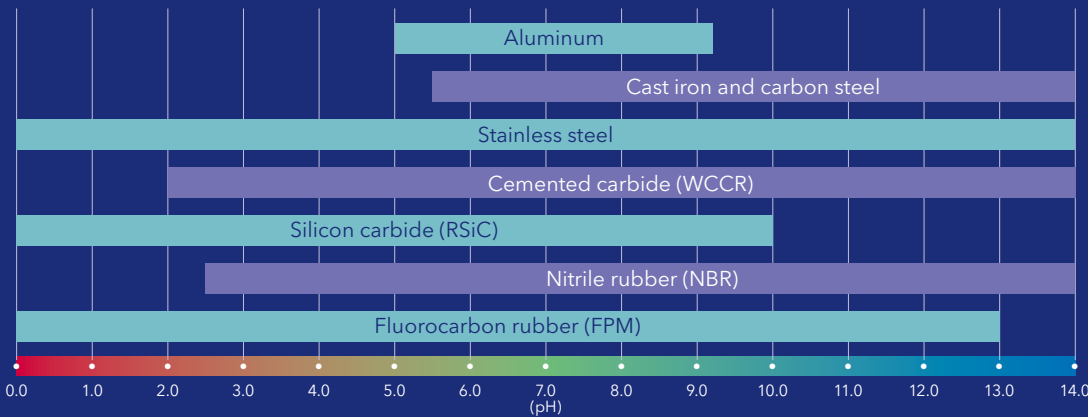
Materials

Impeller	Stainless steel AISI 329
Volute	Stainless steel AISI 329/AISI 316
Stator housing	Stainless steel AISI 329/AISI 316
Cooling jacket	Stainless steel AISI 329/AISI 316
Shaft	Stainless steel AISI 329/AISI 431
O-rings	FPM or NBR

Mechanical face seals

Inner	WCCR/WCCR or Csb/Al ₂ O ₃
Outer	RSiC/RSiC or WCCR/WCCR or Ceramic/Ceramic (Al ₂ O ₃ /Al ₂ O ₃)
O-rings	FPM

Material Guide



◀ Fig 1. Corrosion resistance (pH tolerance/material).



The new Chemical Resistance Table (CREST) is now available. It is a resourceful database application featuring our products, materials and their chemical resistance to over 4,000 substances. xapps.xyleminc.com/crest/

Metals

Aluminum alloys

BENEFITS

- Low density
- Good casting properties

LIMITATIONS

- Low salt water resistance due to sensitivity to galvanic corrosion
- pH 5-9

Grey cast iron

BENEFITS

- Inexpensive
- Excellent casting properties

LIMITATIONS

- Needs coating/zinc anode protection if used in salt water
- pH 5,5-14

Hard-Iron™

BENEFITS

- High-strength alloy containing 25% chromium and 3% carbon
- Hardness 60 HRC – high wear resistance
- High corrosion resistance
- Better chloride/salt tolerance than cast iron

LIMITATIONS

- pH 5,5-14

Stainless steel

BENEFITS

- Excellent corrosion resistance
- pH 0-14

LIMITATIONS

- Lower wear resistance than cast iron

Seal face

Aluminum oxide Al_2O_3

BENEFITS

- High hardness – high wear resistance
- Very high corrosion resistance

LIMITATIONS

- Brittle, moderate sliding
- Dimensioning/size limitation for use in face seals

Cemented carbide (Tungsten carbide) WCCR

BENEFITS

- High hardness
- Good sliding properties
- Good thermal properties
- Corrosion resistant

LIMITATIONS

- zinc anode protection is recommended for pumps in salt water applications

Silicon carbide (RSiC)

BENEFITS

- Good sliding properties
- Good thermal properties
- Very high corrosion resistance
- Excellent chemical resistance
- Chloride/salt water resistant

LIMITATIONS

- Brittle, low mechanical strength

NITRILE RUBBER (NBR)

Very good mechanical properties such as tear resistance and elasticity, and it is not affected by oil and water.

The disadvantages of NBR are its temperature limitations (110°C) and its restricted ability to withstand strong acids.

FLUOROCARBON RUBBER (FPM)

Usually the choice for rubber parts of the face seals. FPM can be used up to 250°C and will not degrade in most acids and alkalis (except in very strong alkalis).

More sensitive to mechanical damage than NBR.

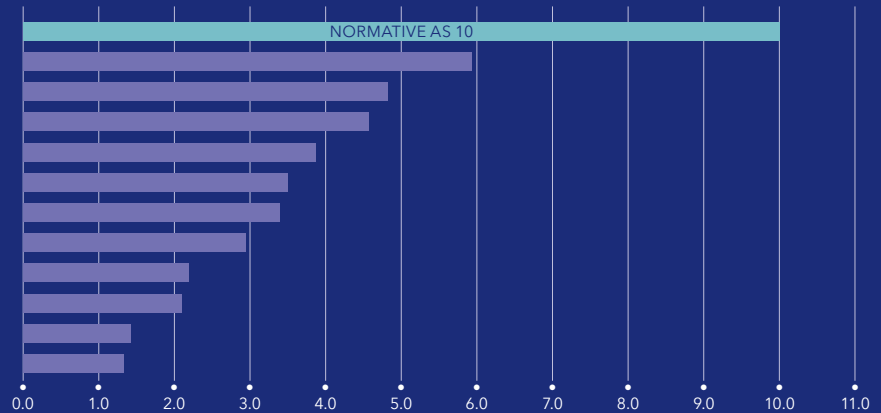
ZINC ANODES

To protect metal parts in liquids containing salt/chlorides, zinc anodes are normally used as sacrificial anodes. Often used together with epoxy coating to protect cast iron.

Zinc anodes have limited pH tolerance (pH 5.5-11)

Fig 2. ►
Wear resistance
for impeller
materials.

Hard-Iron, hardened 60 HRC
Steel, hardened 64 HRC
Ni-Hard 55 HRC
Steel, hardened 53 HRC
Steel, hardened 44 HRC
Hard-Iron, annealed 37 HRC
Grey iron, hardened 47 HRC
Steel, hardened 38 HRC
Stainless steel AISI 316, 215 HB (17 HRC)
Stainless steel AISI 329, 249 HB (23 HRC)
Ni-resist 160 HB (7HRC)
Grey iron, peritic 196 HB (13 HRC)



Hydraulic wear-part materials

Grey cast iron

A type of cast iron that has a graphitic micro-structure. It is named after the gray color of the fracture it forms, which is due to the presence of graphite. A typical impeller material thanks to its casting and hardening properties.

Hard-Iron

Hard-Iron (which is not the same as hardened iron) is a high-strength chromium alloy. During the solidification process, the chromium and carbon transform into very hard carbides. This makes Hard-Iron as much as five times more wear resistant than cast iron and stainless steel. Plus much better resistance to corrosion and chlorides than cast iron.

Stainless steel

For corrosive media containing low to medium levels of abrasives, duplex stainless steel is the material of choice. With a mixture of chromium-nickel and ferrite structures, it offers the highest resistance to low pH and high chloride levels.

Stainless steel types

Martensitic

Martensite crystal structure. Alloying elements are chromium (12-18%) and in some cases nickel (1.25-2.5%). Untempered martensite is low in toughness.

- Can be hardened and tempered
- Magnetic

Austenitic

Austenite crystal structure. Alloying elements are chromium (16-18%) and nickel (8-14%)

- Can be welded (but not tempered)
- Non-magnetic

Ferritic-austenitic, Duplex

Duplex structure of ferrite and austenite. Alloying elements are chromium (24-27%), nickel (4-7%) and molybdenum (<4%).

- Can be welded (but not tempered)
- Magnetic

CABLING

SUBCAB®

- Sheath of chlorinated polyethylene rubber
- Max temp. 70°C
- pH 3-9

HCR (Heat and Chemical Resistant)

- Sheath of fluorinated rubber
- Max temp. 155°C
- pH <3->9 (good)

Silicone cable

- Sheath of silicone rubber
- Max temp. 145°C
- pH 3-9

COATINGS

Xylem pumps are available with several industry-standard* protective coatings.

- Max temp. 25-50°C depending on painting process
- pH 5,5-11 (standard coating)
- pH 4-14 (special coating)

Fig 3.
Corrosion resistance for stainless steel standards.

Standard	AISI 403 AISI 410	M0344.2303 M0344.2321 AISI 420 AISI 431	M0344.2324 AISI 329	M0344.2328 ASTM S32750	M0344.2331 AISI 431	M0344.2333 M0344.2388 AISI 304 AISI 631	M0344.2343 AISI 316	M0344.2346 AISI 303	M0344.2377 ASTM S31803	M0344.2383 AISI 430F
Structure	Ferrite	Martensitic	Duplex	Duplex	Austenitic	Austenitic	Austenitic	Austenitic	Duplex	Ferrite - mart.
Chlorides, max	200 ppm	200 ppm	500 ppm	1000 ppm	200 ppm	200 ppm	500 ppm	200 ppm	500 ppm	200 ppm
pH	4-14	4-14	0-14	0-14	2-14	1-14	0-14	2-14	0-14	4-14
Corrosion resistance	Low	Low	Very good	Excellent	Good	Good	Very good	Good	Very good	Low

*Coatings comply to standards like M0700.00.0001. Coating offer protection but is not an alternative to corrosion-resistant materials.

THE OPTIONS//



		Drainage pumps			Wastewater pumps			Self-priming pumps	
		B 2700	B 2400	D 2700	C/N 3000	D 3000	D 8000	CD	HL
Hydraulic material options	AISI 316	•		•	•	•	•	•	•
	AISI 329		•		•	•			
	CD4MCu							•	•
Sealing material options	Silicon carbide (RSIC/RSIC)	•	•	•	•	•	•	•	•
	Tungsten carbide (WCCR/WCCR)		•		•				
	Ceramic (Al ₂ O ₃ /Al ₂ O ₃)				•	•			
Wear part material options	NBR	•	•	•					
	AISI 316			•			•	•	•
	AISI 329		•		•	•			
	CD4MCu							•	•
Cable options	SUBCAB	•	•	•	•	•	•		
	Cable protection hose	•	•	•	•	•	•		
	HCR cable	•	•	•	•	•	•		
Electrical starters	Starters	•		•					
	Soft starters							•	•
	VFD – Variable frequency drive							•	•
	Manual control panels	•	•	•	•	•	•	•	•
	Automatic control panels	•	•	•	•	•	•	•	•
Pump intelligence	FPC 100	•		•					
	PowerView							•	•
	PrimeGuard							•	•
	FST							•	•
Outlet size	2" / 50 mm				•	•	•	•	
	3" / 75 mm	•		•	•	•	•	•	•
	4" / 100 mm	•	•	•	•	•	•	•	•
	6" / 150 mm		•		•	•		•	•
	8" / 200 mm				•			•	•
	10" / 250 mm				•			•	•
	12" / 300 mm							•	
	16" / 400 mm							•	
18" / 450 mm							•		
Discharge connections	Hose	•	•	•					
	Threaded	•		•				•	
	Quick couplings	•		•				•	•
	Flange		•		•	•	•	•	•
Hoses & strainers	Discharge hose	•	•	•				•	•
	Suction hose							•	•
	Suction hose with strainer							•	•
Installation	S	•	•	•	•	•	•		
	P				•	•	•		
	T				•	•			
	Serial connection	•			•			•	•
	Skid base		•					•	•
	Site trailer							•	•
	Road trailer							•	•
	Quiet enclosure							•	•
Protection	Zinc anodes	•	•	•	•	•	•	•	

For more specific information on products/options, contact Xylem or visit our website.

Boost versatility and performance

Raise the performance of Flygt and Godwin pumps by selecting options and accessories specially designed to simplify pump installation and operation.



Discharge available for flange, hose, threaded or quick coupling.



Pump intelligence to optimize pump efficiency and downtime.



Stainless steel hoses to protect power cable from both corrosion and wear.



Pipe and hose accessories available in different materials.

THE WHOLE PACKAGE//

NOBODY DOES DEWATERING BETTER.



Xylem dewatering offer

Whatever your dewatering challenge, we've got the solution for you. Sludge, slurry, big pumps, small pumps, electrical or diesel driven, corrosive abrasive particles or high pH levels, we have the pump that matches your requirements with a reliability and

performance second to none. From the classic Flygt 2000 to the light-weight Ready, the sturdy Flygt 5000 to the independently-powered Godwin, no other company covers the full spectrum of dewatering needs like Xylem. We've got your back!



Rental & onsite services

As the global leader in large-scale engineered water technology projects, Xylem Rental Solutions designs, builds, and operates scalable, turnkey systems that help cities and industries solve complex, challenging water problems.

Whether you require fast-track temporary emergency response or reliable, cost-effective long-term operation, the breadth of our fleet and the depth of our expertise help our customers meet their water challenges with greater efficiency, reliability, and peace of mind.

With Xylem Rental Solutions you get solid engineering advice and electric, diesel and explosion-proof rental equipment for emergency, temporary bypass or semi-permanent pumping of water and wastewater. Services include dewatering, bypass pumping, try-before-you-buy, and longterm rental and maintenance.

Repair Kits

Product-specific repair kits are available for most of our pumps. By using our kits you ensure that you restore the original optimal performance and quality of your pump

SIMPLER HANDLING

One package means easier storage and easier physical handling. One part number simplifies the order process.

TIME SAVINGS

All parts in one box means reduced administration time and removes the risk of having to wait for part deliveries because you do not have all parts needed for the repair available. Simplified logistics also saves time.

LOWER COSTS

You get lower handling and administration costs and a lower price per item compared to separate purchase of parts.

Xylem Total Care

Xylem TotalCare is a comprehensive, integrated portfolio of services designed to ensure that your water and wastewater equipment keeps running at its best.

Our team of knowledgeable and highly skilled experts specializes in all types of dewatering applications, such as drainage, slurry and well-pointing. We take pride in our ability to help customers overcome challenges and optimize operations by providing the right solution every time.

Our service network spans 150 countries with Xylem workshops and trusted service partners that can support you with application engineering, maintenance, pump repair, spare parts, turnkey project management, and more.

Find out more about services at xylem.com → Products & Services → Services

Xylem ['zīləm]

- 1) The tissue in plants that brings water upward from the roots;
- 2) a leading global water technology company.

We're a global team unified in a common purpose: creating advanced technology solutions to the world's water challenges. Developing new technologies that will improve the way water is used, conserved, and re-used in the future is central to our work. Our products and services move, treat, analyze, monitor and return water to the environment, in public utility, industrial, residential and commercial building services settings. Xylem also provides a leading portfolio of smart metering, network technologies and advanced analytics solutions for water, electric and gas utilities. In more than 150 countries, we have strong, long-standing relationships with customers who know us for our powerful combination of leading product brands and applications expertise with a strong focus on developing comprehensive, sustainable solutions.

For more information on how Xylem can help you, go to www.xylem.com



www.xylem.com