



# Flygt 2201.390

CLASSIC DEWATERING PUMP IN STAINLESS STEEL

50Hz



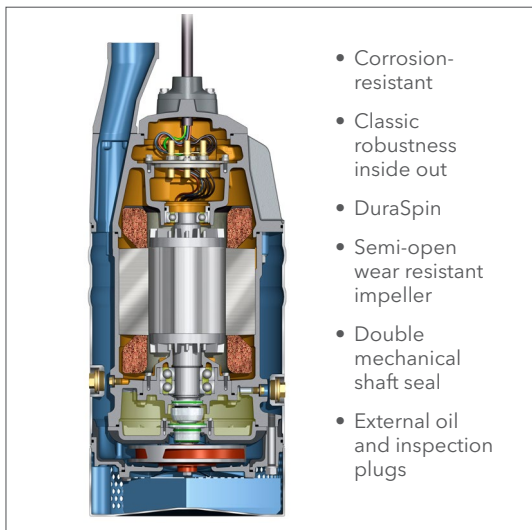
**When it comes to the Flygt 2201, some things never change. Every bit as rugged as the original, this heavy-duty stainless steel pump is built to endure. Tough enough to handle liquids that are abrasive and corrosive, the Flygt 2201 lives up to its heritage.**

Authentic in every detail, the new and improved Flygt 2201 is made to perform under harsh conditions. With a steady stainless steel body, this pump is truly hard-wearing and versatile, designed to efficiently handle tough, abrasive and corrosive liquids. It handles advanced jobs where other pumps demonstrate inferior corrosion resistance and withstands wide variances in pH level.

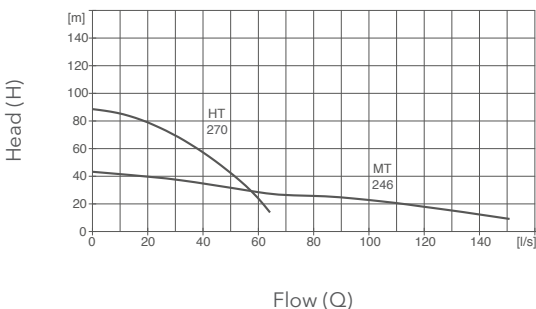
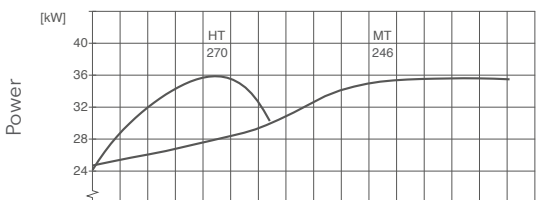
Like its siblings in the classic Flygt 2000 range, this pump features the conical trim sleeve that make downtime a thing of the past. This fast and easy impeller-adjustment feature restores hydraulic tolerances to near-original condition, boosting pump performance. And sturdier-than-ever cable entry ensures safe, continuous operation.

**Hydraulic options include:**

- The signature Dura-Spin™ safeguards against wear. The unique closed impeller and the suction cover with Dura-Spin grooves work together sweeping abrasive particles away from the impeller neck.
- The Semi-open impeller with its back-swept vanes effectively prevents string solids from obstructing the pump and increases uptime.



- Corrosion-resistant
- Classic robustness inside out
- DuraSpin
- Semi-open wear resistant impeller
- Double mechanical shaft seal
- External oil and inspection plugs



Voltage (V)	Connection	Rated current (A)	Starting current (A)
220	D	113	700
230	D	109	740
380	Y	66	405
380	D	66	405
400	Y	63	430
400	D	63	430
415	D	60	350
440	D	57	375
500	D	50	271
525	D	48	296
550	D	46	310
660	Y	38	231
690	Y	36	246
1000	Y	26	184

### Denomination

Product code	2201.390
Installation	Portable (S)
Discharge connection	HT: 4", MT : 6" & 8"
Impeller characteristics	HT: High head wear resistant impeller with DuraSpin, MT: Medium head Semi-open wear resistant impeller
	HT: High head Semi-open wear resistant impeller (option)

### Process data

Liquid temperature	40°C
Depth of immersion	max 20 m
Liquid density	max 1,100 kg/m <sup>3</sup>
Strainer hole dimension	HT: Ø12 mm, MT: Ø15 mm
pH of pumped liquid	pH 2-10

### Motor data

Frequency	50 Hz
Insulation class	H (180°C)
Voltage variation	max +/- 10% - continuous running max +/- 10% - intermittent running
Voltage imbalance	max 2% between phases max 30 - no of starts/hour

### Monitoring equipment

Thermal contacts	125°C
------------------	-------

### Cables

SUBCAB®	Submersible cable
---------	-------------------

### Materials

Outer casing	Stainless steel, ASTM 316L
Impeller	Stainless steel, ASTM CD-4MCuN / 329
Wear parts	Nitrile rubber / Stainless steel , ASTM CD-4MCuN / 329
Stator housing	Stainless steel, ASTM CD-4MCuN / 329
Strainer	Stainless steel, ASTM 316L
Shaft	Stainless steel, ASTM 431
O-rings	Viton rubber
Discharge connection	Stainless steel, ASTM CD-4MCuN / 329

### Mechanical face seals

Inner Active Seal™	WCCR (Tungsten Carbide)
Outer	RISC (Silicone Carbide)

### Weight & dimensions

Weight (excl. cable)	HT: 385 kg, MT: 490 kg
Height	HT: 1,048 mm, MT: 1,151 mm
Width	HT: 436 mm, MT: 639 mm

### Options

Quick couplings
-----------------

### Accessories

Hose connections and floating rafts. Electrical accessories such as pump controllers, control panels and monitoring relays. Zinc anodes.

### Rating 50 Hz

- 2,950 rpm
- 36 kW