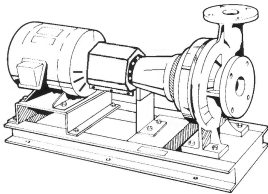




JOB: UNIT TAG: ENGINEER: CONTRACTOR:	REPRESENTATIVE: ORDER NO. SUBMITTED BY: APPROVED BY:	DATE: DATE: DATE:
---	---	--



2.5AC-es Series e-1510 Centrifugal Pumps - Base Mounted

SPECIFICATIONS

FLOW _____ HEAD _____
 HP _____ RPM _____
 VOLTS _____
 CYCLE _____ PHASE _____
 ENCLOSURE _____
 APPROX. WEIGHT _____
 SPECIALS _____

MATERIALS OF CONSTRUCTION

Stainless Steel Fitted

FEATURES

- ANSI/OSHA Coupling Guard
- Center Drop Out Spacer Coupling
- Fabricated Heavy Duty Baseplate

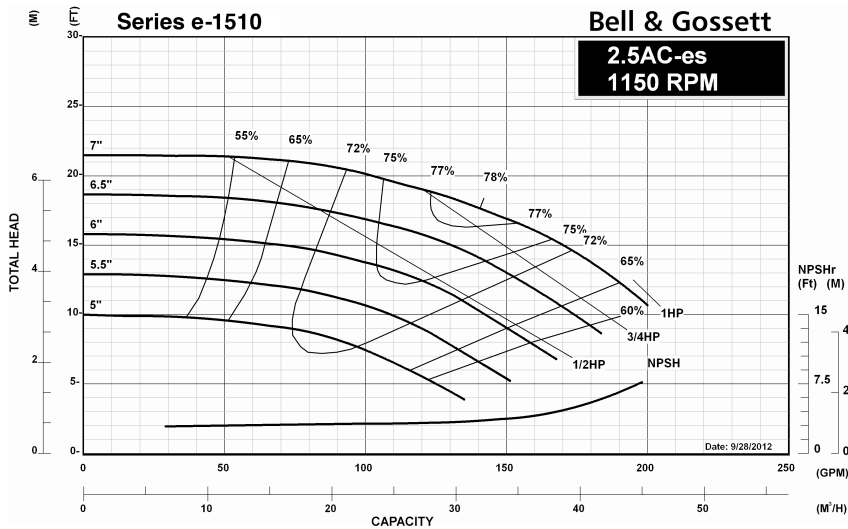
TYPE OF SEAL

- Standard Seal (Buna-Carbon/Silicon Carbide)
- F Standard Seal w/ Flush Line (Buna-Carbon/Silicon Carbide)

MAXIMUM WORKING PRESSURE

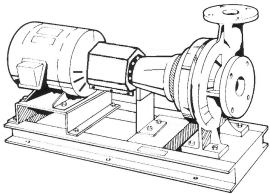
- 175 psi (12 bar) W.P.
w/ 125# ANSI flange drilling

Note: Equipped with NEOPRENE coupling





JOB:	REPRESENTATIVE:	
UNIT TAG:	ORDER NO.	DATE:
ENGINEER:	SUBMITTED BY:	DATE:
CONTRACTOR:	APPROVED BY:	DATE:



2.5AC-es Series e-1510 Centrifugal Pumps - Base Mounted

SPECIFICATIONS

FLOW _____ HEAD _____
 HP _____ RPM _____
 VOLTS _____
 CYCLE _____ PHASE _____
 ENCLOSURE _____
 APPROX. WEIGHT _____
 SPECIALS _____

MATERIALS OF CONSTRUCTION

Stainless Steel Fitted

FEATURES

- ANSI/OSHA Coupling Guard
- Center Drop Out Spacer Coupling
- Fabricated Heavy Duty Baseplate

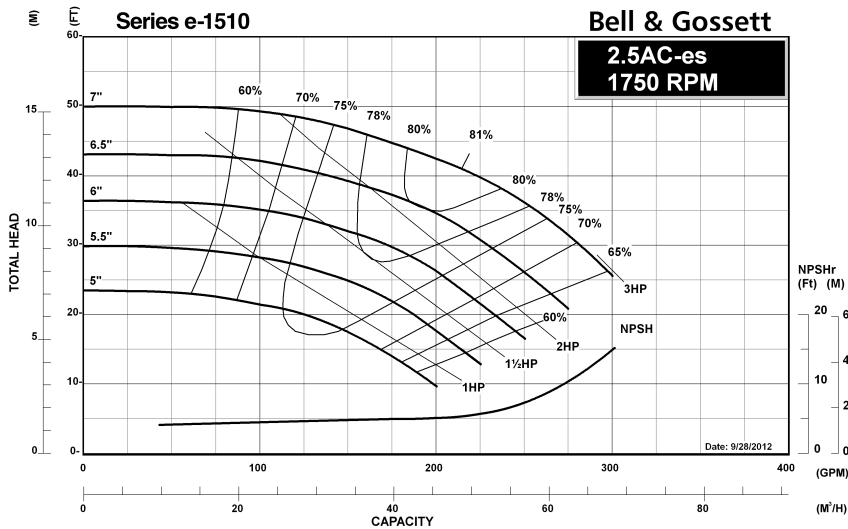
TYPE OF SEAL

- Standard Seal (Buna-Carbon/Silicon Carbide)
- F Standard Seal w/ Flush Line (Buna-Carbon/Silicon Carbide)

MAXIMUM WORKING PRESSURE

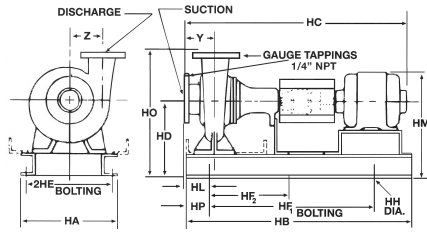
- 175 psi (12 bar) W.P.
w/ 125# ANSI flange drilling

Note: Equipped with NEOPRENE coupling



Series e-1510 2.5AC-es Centrifugal Pump Submittal

B-880.6B



FLANGE DIMENSIONS IN INCHES (MM)			
	SIZE	THICKNESS	O.D.
Discharge	2-1/2" (64)	11/16 (17)	7 (178)
Suction	3" (76)	3/4 (19)	7.5 (191)

FLANGES ARE 125# ANSI - STANDARD

DIMENSIONS – Inches (mm)

STANDARD SEAL

MOTOR FRAME	HA	HB	HC MAX	HD	2HE	HF ₁	HF ₂	HH	HL	HM MAX	HO	HP	Y	Z
	"es" FRAME													
56	12 (305)	28-3/4 (730)	29-5/8 (752)	9-3/4 (248)	10-1/4 (260)	22-1/2 (572)	-	3/4 (19)	4-3/8 (111)	13-3/8 (340)	15-3/4 (400)	3 (77)	4-1/4 (108)	4-11/16 (119)
143T	12 (305)	28-3/4 (730)	29-3/4 (756)	9-3/4 (248)	10-1/4 (260)	22-1/2 (572)	-	3/4 (19)	4-3/8 (111)	13-1/2 (343)	15-3/4 (400)	3 (77)	4-1/4 (108)	4-11/16 (119)
145T	12 (305)	28-3/4 (730)	30-3/4 (781)	9-3/4 (248)	10-1/4 (260)	22-1/2 (572)	-	3/4 (19)	4-3/8 (111)	13-1/2 (343)	15-3/4 (400)	3 (77)	4-1/4 (108)	4-11/16 (119)
182T	14-5/8 (305)	31 (787)	33-1/2 (851)	9-3/4 (248)	12-7/8 (327)	25 (635)	-	3/4 (19)	3 (77)	15 (381)	15-3/4 (400)	3 (77)	4-1/4 (108)	4-11/16 (119)
184T	14-5/8 (305)	31 (787)	34-1/4 (870)	9-3/4 (248)	12-7/8 (327)	25 (635)	-	3/4 (19)	3 (77)	15 (381)	15-3/4 (400)	3 (77)	4-1/4 (108)	4-11/16 (119)



Xylem Inc.
 8200 N. Austin Avenue, Morton Grove, IL 60053
 Phone: (847)966-3700 Fax: (847)965-8379
 www.bellgossett.com
 Bell & Gossett is a trademark of Xylem Inc. or one of its subsidiaries.
 © 2016 Xylem Inc.