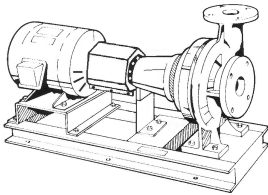




JOB:	REPRESENTATIVE:	
UNIT TAG:	ORDER NO.	DATE:
ENGINEER:	SUBMITTED BY:	DATE:
CONTRACTOR:	APPROVED BY:	DATE:



2GB

Series e-1510

Centrifugal Pumps - Base Mounted

SPECIFICATIONS

FLOW _____ HEAD _____

HP _____ RPM _____

VOLTS _____

CYCLE _____ PHASE _____

ENCLOSURE _____

APPROX. WEIGHT _____

SPECIALS _____

MATERIALS OF CONSTRUCTION

Stainless Steel Fitted

FEATURES

- ANSI/OSHA Coupling Guard
- Center Drop Out Spacer Coupling
- Fabricated Heavy Duty Baseplate

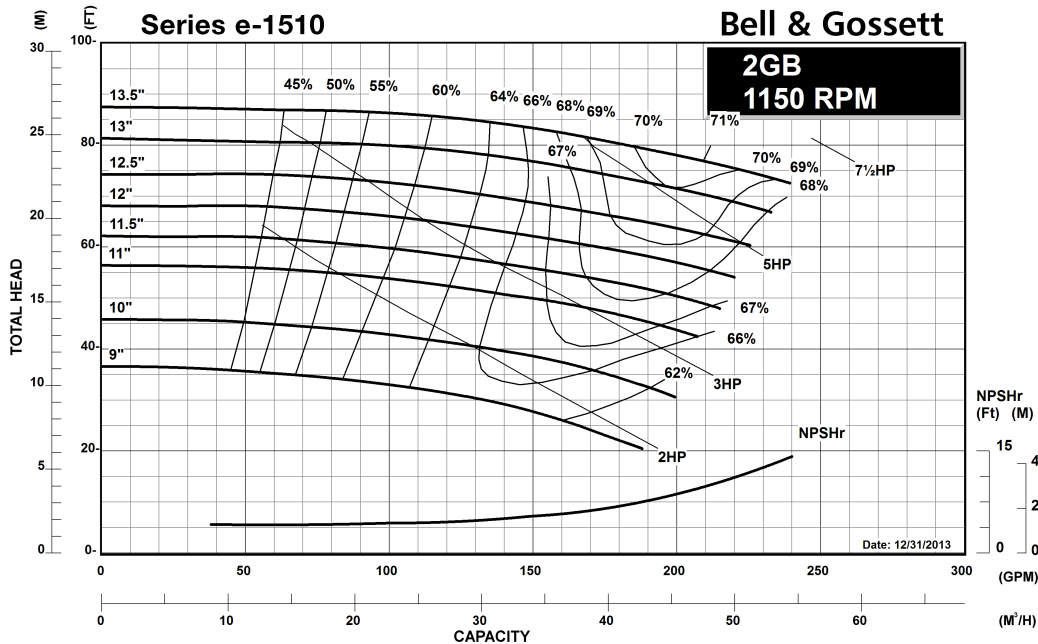
MAXIMUM WORKING PRESSURE

- 175 psi (12 bar) W.P.
w/ 125# ANSI flange drilling
- 250 psi (17 bar) W.P.
w/250# ANSI flange drilling
(requires 1510-S)

TYPE OF SEAL

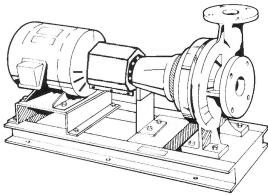
- Standard Seal
(Buna-Carbon/Ceramic)
- F Standard Seal w/ Flush Line
(Buna-Carbon/Ceramic)
- S Stuffing Box Construction w/ Flushed
Mechanical Single Seal
(EPR-Tungsten Carbide/Carbon)
- PF Stuffing Box Construction w/ Packing
(Graphite Impregnated Teflon)

Note: Equipped with NEOPRENE coupling





JOB:	REPRESENTATIVE:	
UNIT TAG:	ORDER NO.	DATE:
ENGINEER:	SUBMITTED BY:	DATE:
CONTRACTOR:	APPROVED BY:	DATE:



2GB

Series e-1510

Centrifugal Pumps - Base Mounted

SPECIFICATIONS

FLOW _____ HEAD _____

HP _____ RPM _____

VOLTS _____

CYCLE _____ PHASE _____

ENCLOSURE _____

APPROX. WEIGHT _____

SPECIALS _____

MATERIALS OF CONSTRUCTION

Stainless Steel Fitted

FEATURES

- ANSI/OSHA Coupling Guard
- Center Drop Out Spacer Coupling
- Fabricated Heavy Duty Baseplate

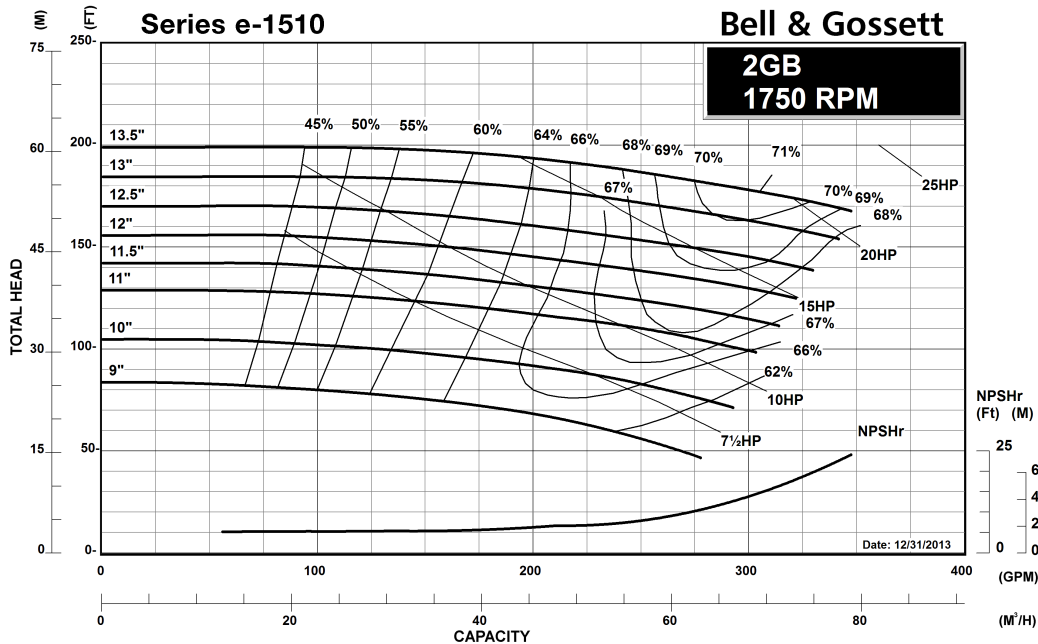
MAXIMUM WORKING PRESSURE

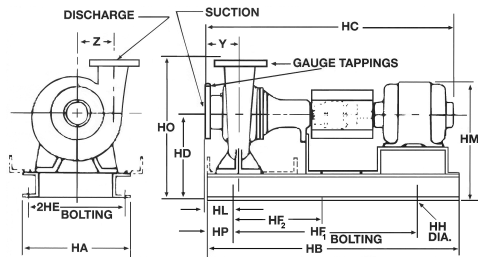
- 175 psi (12 bar) W.P.
w/ 125# ANSI flange drilling
- 250 psi (17 bar) W.P.
w/250# ANSI flange drilling
(requires 1510-S)

TYPE OF SEAL

- Standard Seal
(Buna-Carbon/Ceramic)
- F Standard Seal w/ Flush Line
(Buna-Carbon/Ceramic)
- S Stuffing Box Construction w/ Flushed
Mechanical Single Seal
(EPR-Tungsten Carbide/Carbon)
- PF Stuffing Box Construction w/ Packing
(Graphite Impregnated Teflon)

Note: Equipped with NEOPRENE coupling





FLANGE DIMENSIONS IN INCHES (MM)			
	SIZE	THICKNESS	O.D.
Discharge	2"	7/8" (22)	6-1/4" (159)
Suction	3"	1-1/8" (29)	8" (203)

FLANGES ARE 125# ANSI - STANDARD
250# ANSI - AVAILABLE

DIMENSIONS – Inches (mm)

STANDARD SEAL

MOTOR FRAME	HA	HB	HC MAX	HD	2HE	HF ₁	HF ₂	HH	HL	HM MAX	HO	HP	Y	Z
	"L" FRAME													
213T	16 (406)	46-1/2 (1181)	41-3/8 (1051)	14 (356)	14 (356)	36-1/2 (927)	18-1/4 (464)	7/8 (22)	3-7/8 (98)	19-7/8 (505)	23 (584)	5 (127)	5-1/2 (140)	7-1/4 (184)
215T	16 (406)	46-1/2 (1181)	42-7/8 (1089)	14 (356)	14 (356)	36-1/2 (927)	18-1/4 (464)	7/8 (22)	3-7/8 (98)	19-7/8 (505)	23 (584)	5 (127)	5-1/2 (140)	7-1/4 (184)
254T	16 (406)	46-1/2 (1181)	46-5/8 (1184)	14 (356)	14 (356)	36-1/2 (927)	18-1/4 (464)	7/8 (22)	3-7/8 (98)	20-7/8 (530)	23 (584)	5 (127)	5-1/2 (140)	7-1/4 (184)
256T	16 (406)	46-1/2 (1181)	48-3/8 (1229)	14 (356)	14 (356)	36-1/2 (927)	18-1/4 (464)	7/8 (22)	3-7/8 (98)	20-7/8 (530)	23 (584)	5 (127)	5-1/2 (140)	7-1/4 (184)
284T	16 (406)	51-3/4 (1314)	48-5/8 (1235)	14 (356)	14 (356)	41-3/4 (1060)	20-7/8 (530)	7/8 (22)	3-7/8 (98)	22 (559)	23 (584)	5 (127)	5-1/2 (140)	7-1/4 (184)

STUFFING BOX

MOTOR FRAME	HA	HB	HC MAX	HD	2HE	HF ₁	HF ₂	HH	HL	HM MAX	HO	HP	Y	Z
	"L" FRAME													
213T	16 (406)	46-1/2 (1181)	43-3/4 (1111)	14 (356)	14 (356)	36-1/2 (927)	18-1/4 (464)	7/8 (22)	3-7/8 (98)	19-7/8 (505)	23 (584)	5 (127)	5-1/2 (140)	7-1/4 (184)
215T	16 (406)	46-1/2 (1181)	45-1/4 (1149)	14 (356)	14 (356)	36-1/2 (927)	18-1/4 (464)	7/8 (22)	3-7/8 (98)	19-7/8 (505)	23 (584)	5 (127)	5-1/2 (140)	7-1/4 (184)
254T	16 (406)	51-3/4 (1314)	49 (1245)	14 (356)	14 (356)	41-3/4 (1060)	20-7/8 (530)	7/8 (22)	3-7/8 (98)	20-7/8 (530)	23 (584)	5 (127)	5-1/2 (140)	7-1/4 (184)
256T	16 (406)	51-3/4 (1314)	50-3/4 (1289)	14 (356)	14 (356)	41-3/4 (1060)	20-7/8 (530)	7/8 (22)	3-7/8 (98)	20-7/8 (530)	23 (584)	5 (127)	5-1/2 (140)	7-1/4 (184)
284T	16 (406)	51-3/4 (1314)	51 (1295)	14 (356)	14 (356)	41-3/4 (1060)	20-7/8 (530)	7/8 (22)	3-7/8 (98)	22 (559)	23 (584)	5 (127)	5-1/2 (140)	7-1/4 (184)

Dimensions are subject to change. Not to be used for construction purposes unless certified.



Xylem Inc.
8200 N. Austin Avenue, Morton Grove, IL 60053
Phone: (847)966-3700 Fax: (847)965-8379
www.bellgossett.com
Bell & Gossett is a trademark of Xylem Inc. or one of its subsidiaries.
© 2016 Xylem Inc.