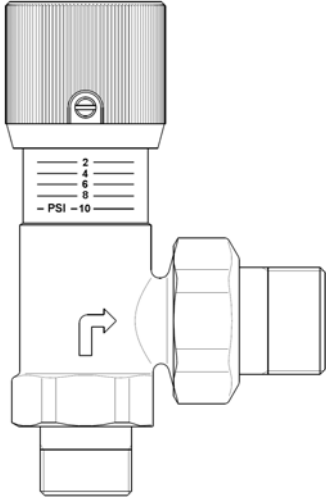


JOB:	REPRESENTATIVE:	
UNIT TAG:	ORDER NO.	DATE:
ENGINEER:	SUBMITTED BY:	DATE:
CONTRACTOR:	APPROVED BY:	DATE:



Differential Bypass Valve Model DB-3/4

DESCRIPTION

The differential bypass valve is used in systems where heating loads may be excluded from the circuit as zone valves close. It controls the excess flow in the system by acting as a bypass while ensuring adequate flow to the remaining open circuits. The differential bypass valve helps reduce velocity noise caused by excess flow through the circuits while maintaining the pump head at a constant value.

CONSTRUCTION

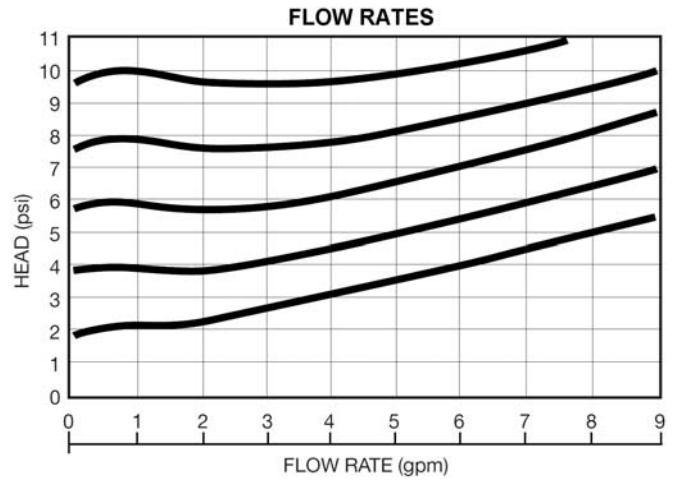
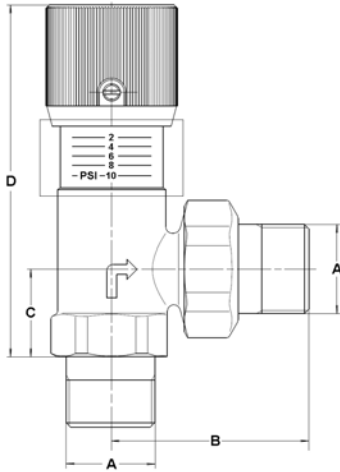
VALVE BODY: Brass
SEALS: EPDM
SPRING: Stainless Steel
KNOB: ABS

OPERATING DATA

WORKING PRESSURE: 150 PSIG (1,034 kPa)
OPERATING TEMPERATURE: 230°F (110°C)
ADJUSTMENT RANGE: 2 to 10 PSI

DESCRIPTION

MODEL NUMBER	PART NUMBER	CONNECTION SIZE (IN.)	MAXIMUM FLOW (GPM)	TAGGING INFORMATION	QUANTITY
DB-3/4	113247	3/4"	9		



DIMENSIONS AND WEIGHTS

MODEL NUMBER	INCHES (mm)				Shipping Weight Lbs. (kg)
	A	B	C	D	
DB-3/4	3/4 MNPT	2-5/16 (59)	1 (26)	4 (104)	1 (0.454)

Dimensions are subject to change. Not to be used for construction purposes unless certified.

TYPICAL SPECIFICATIONS

Furnish and install as shown on plans a differential bypass valve designed to control the excess flow in the hydronic system by acting as a bypass. The differential bypass valve shall have a 3/4" NPT male connection. The valve shall be constructed of brass body with stainless steel spring and EPDM seals. The valve shall be designed to operate at working pressures up to 150 PSIG (1,034 kPa) and liquid temperatures up to 230°F (110°C).

The differential bypass valve shall be Xylem Bell & Gossett Model No. DB-3/4.

Xylem Inc.
 8200 N. Austin Avenue
 Morton Grove, IL 60053
 Phone: (847)966-3700
 Fax: (847)965-8379
www.xyleminc.com/brands/bellgossett

