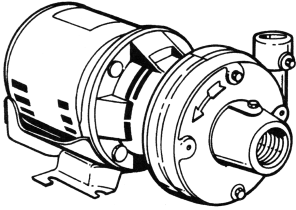


JOB: UNIT TAG: ENGINEER: CONTRACTOR:	REPRESENTATIVE: ORDER NO. SUBMITTED BY: APPROVED BY:	DATE: DATE: DATE:
---	---	--



3/4AAB

Series 1522 Uni-Built®

Centrifugal Pumps

SPECIFICATIONS

FLOW _____ HEAD _____

HP _____ RPM _____

VOLTS _____

CYCLE _____ PHASE _____

ENCLOSURE _____

APPROX. WEIGHT _____

SPECIALS _____

MATERIALS OF CONSTRUCTION

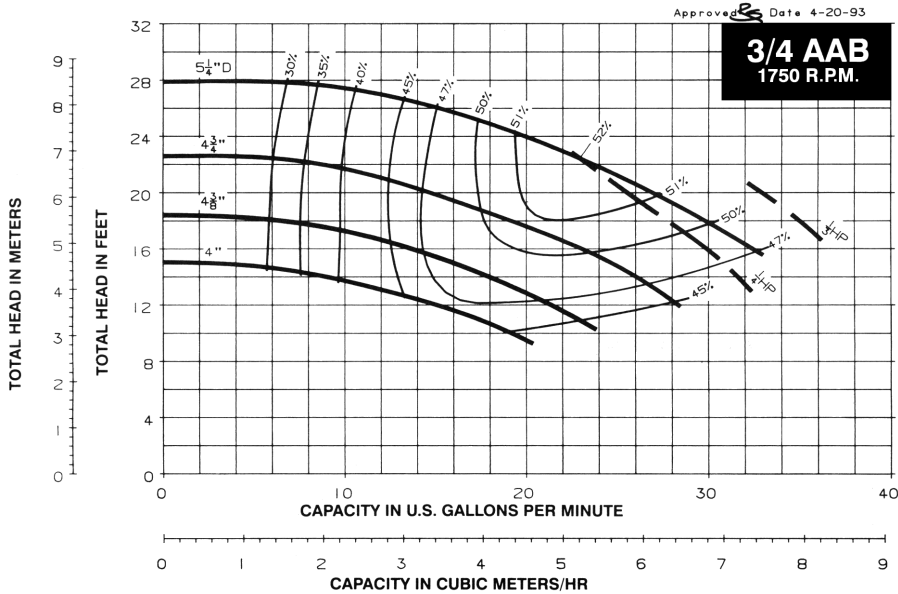
- BRONZE FITTED
- ALL IRON
- ALL BRONZE

TYPE OF SEAL

- 1522 Standard
- Buna/Carbon-Ceramic (-20°C to 225°F)

MAXIMUM WORKING PRESSURE

- 175 psi (12 bar) W.P.



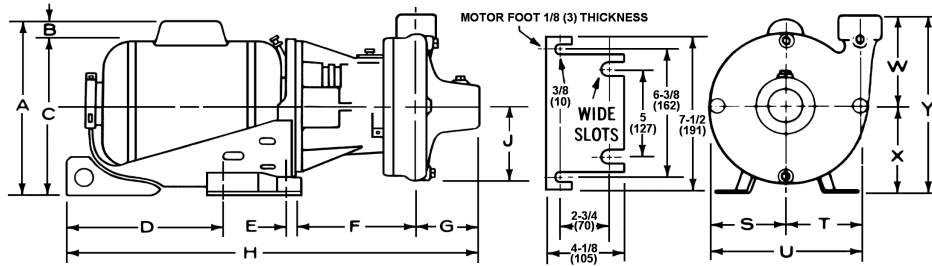


FIG. 1 1750 RPM MOTORS

FLANGE DIMENSIONS IN INCHES (MM)

SIZE OF PUMP AND DISCHARGE	SUCTION	F	G	J	S	T	U	W
3/4	1-1/4 (32)	5-7/8 (149)	3-3/16 (81)	3-13/32 (87)	3-7/16 (87)	3 (76)	6-7/16 (164)	3-1/2 (89)

MOTOR DIMENSIONS FOR FIG.1-1750 RPM IN INCHES (MM)

HP	RPM	PHASE	A	B	C	D	E	H	X	Y
1/4	1750	1	7-1/2 (190)	2 (51)	7-1/2 (190)	6-3/8 (162)	13/16 (21)	19 (483)	4-3/8 (111)	7-7/8 (200)
1/4	1750	3	7-1/2 (190)	-	7-1/2 (190)	6-1/8 (156)	13/16 (21)	18-3/4 (476)	4-3/8 (111)	7-7/8 (200)
1/3	1750	1	9-9/16 (243)	2 (51)	7-1/2 (190)	6-3/8 (162)	13/16 (21)	19 (483)	4-3/8 (111)	7-7/8 (200)
1/3	1750	3	7-1/2 (190)	-	7-1/2 (190)	7-3/8 (187)	13/16 (21)	20 (508)	4-3/8 (111)	7-7/8 (200)

Dimensions are subject to change. Not to be used for construction purposes unless certified.

Xylem Inc.
 8200 N. Austin Avenue
 Morton Grove, IL 60053
 Phone: (847)966-3700
 Fax: (847)965-8379
 www.bellgossett.com

